


HAMMEL - in Germany

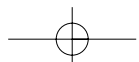


Bad Salzungen



HAMMEL Recyclingtechnik GmbH
Leimbacher Straße 103
D-36433 Bad Salzungen

Phone: +49 (0) 36 95/69 91-0
Telefax: +49 (0) 36 95/69 91-23
Internet: www.hammel.de
E-Mail: info@hammel.de





HAMMEL
RECYCLINGTECHNIK



Type NZS 700 Diesel/Electric

HAMMEL – Secondary shredder

NZS 1000 Electric

NZS 1250 Electric





HAMMEL – Secondary shredder

Type NZS 700/NZS 1000

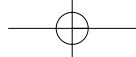
ADVANTAGES

- uniform end-product
- minimal fines
- ferrous and non-ferrous metal separation
- high performance
- low wear
- low energy consumption
- screwed tools
- quick and easy maintenance
- knives and screen basket are useable both-sides

The HAMMEL – Secondary shredders NZS 700 D/E and NZS 1000 D/E enables a energy-saving and efficient processing of different pre-shredded materials like waste wood, pallets, cable drums, railway sleepers, biomass, paper rolls and tetra pack rolls. Depending on the chosen screen basket an end product size between 50 mm – 150 mm* can be achieved. Metal particles are almost completely removed through the integrated ferrous and non-ferrous separating unit. The finished clean end product can either be used for incineration or as a secondary raw material in the woodworking industry.

* approx. values

efficient ferrous and non-ferrous metal separation

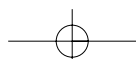
2
3

Customised

to your individual needs

Together with the HAMMEL – Primary shredder, the secondary unit becomes an efficient complete system for the processing of large volume and bulky material to a grain size that allows a high quality processing. The optimal combination of low energy consumption and high efficiency is the centre of attention to build an economical plant.

The HAMMEL – Secondary shredder is available with either a powerful diesel engine or alternatively with electric drive. We offer mobile or stationary units, depending on your special requirements.



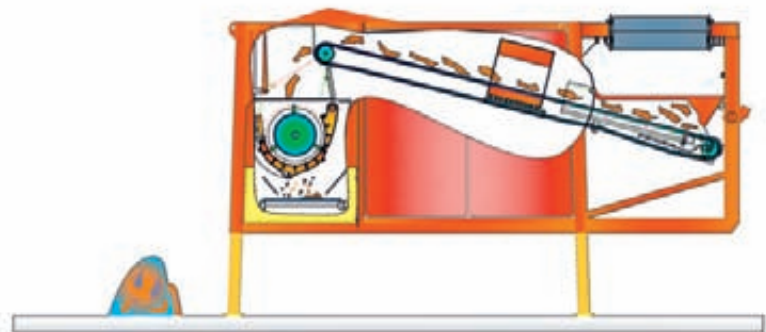


Functional description

The pre-shredded material is transported via conveyor belt from the HAMMEL – Primary shredder to the secondary shredder, there, it passes the overbelt magnet, which efficiently selects metal parts (approx. 95 %).

The material gets then conveyed to the shredding rotor.


A metal detector attached to the belt recognises non-ferrous metals. The detector sends out a discharge signal and conveys the non-ferrous parts to a flap before they reach the shredding rotor.



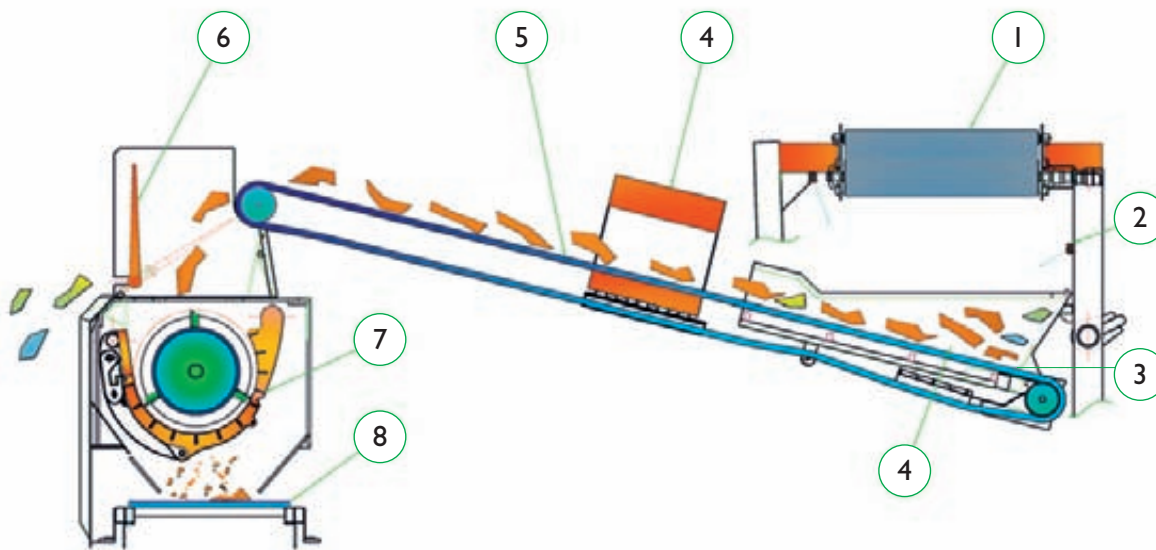
The clean pre-shredded material drops down onto the massive rotor that shreds the material between the fixed knives to an equal size. The material falls through the perforated screen basket onto the discharge belt.

A magnet roll at the end of the discharge belt will then remove any remaining fine metals.

The fixed knives on the rotor guarantee efficient shredding and only a minimal percentage of over size material (approx. 2 %) with comparably low energy costs.



4
5



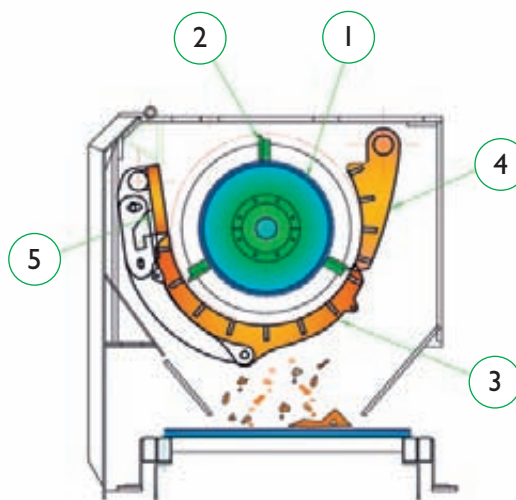
LAYOUT


- 1 permanent over-belt magnet
- 2 water sprinkling system
- 3 hopper extension
- 4 non-ferrous metal detector

- 5 feeding belt
- 6 ferrous transfer chute
- 7 shredding rotor
- 8 discharge belt

DETAILS

- 1 shredding rotor
- 2 knife
- 3 screen
- 4 breaker basket
- 5 breaker bar





Technical data

	Mesh-size of the screen basket in mm			
material	65 x 55	95 x 65	95 x 140	125 x 95
waste wood/pallets				
NZS 700 D/E	20 – 25 t/h*	25 – 30 t/h*	30 – 35 t/h*	35 – 40 t/h*
NZS 1000 E	30 – 35 t/h*	35 – 40 t/h*	40 – 45 t/h*	45 – 50 t/h*
root stems				
NZS 700 D/E		20 – 25 t/h*	25 – 30 t/h*	30 – 35 t/h*
NZS 1000 E		25 – 30 t/h*	30 – 35 t/h*	35 – 40 t/h*
railway sleepers				
NZS 700 D/E		15 – 20 t/h*	20 – 25 t/h*	25 – 30 t/h*
NZS 1000 E		20 – 25 t/h*	25 – 30 t/h*	30 – 35 t/h*
paper rolls				
NZS 700 D/E			15 – 20 t/h*	20 – 25 t/h*
NZS 1000 E			20 – 25 t/h*	25 – 30 t/h*
tetra packs				
NZS 700 D/E			10 – 15 t/h*	15 – 17 t/h*
NZS 1000 E			15 – 20 t/h*	20 – 22 t/h*
chip size	30 mm*	30 – 80 mm*	80 – 100 mm*	120 – 150 mm*

The throughput performances may vary, depending on the input material and the final product size.

*approx. value



OPTIONS

metal detector
feeding belt
magnet drum

discharge height
compressor
special painting

Type	NZS 700 DIE	NZS 1000 E
Drive	CAT C9 350 PS 160 kW / 200 kW / 250 kW	250 kW / 350 kW
Rotor diameter	700 mm	1.000 mm
Rotor width	1.500 mm	1.500 mm
Feeding conveyer width	1.200 mm	1.200 mm
Discharge conveyer width	1.000 mm	1.000 mm
Energy consumption	1 l/t bzw. 5 – 6 kW/t*	5 – 6 kW/t*
Weight	14 t	19 t

*approx. value

